

Choosing timber

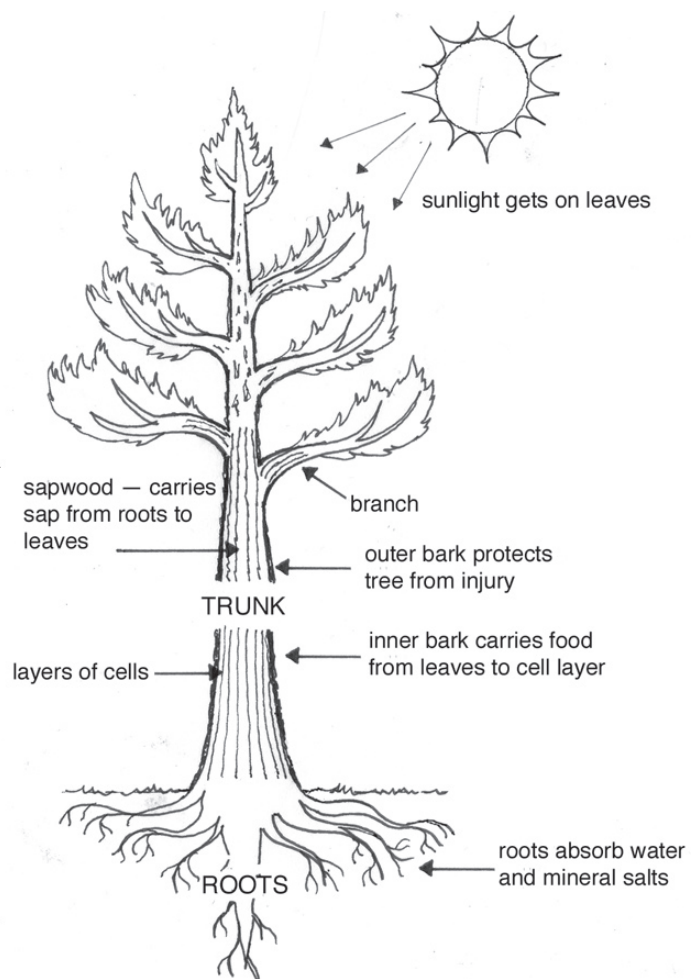
What you will learn

When you have finished this session, you should be able to:

- Say what types of timber you can buy.
- Know some of the good and bad things about different timbers.
- Choose the right timber for a job.

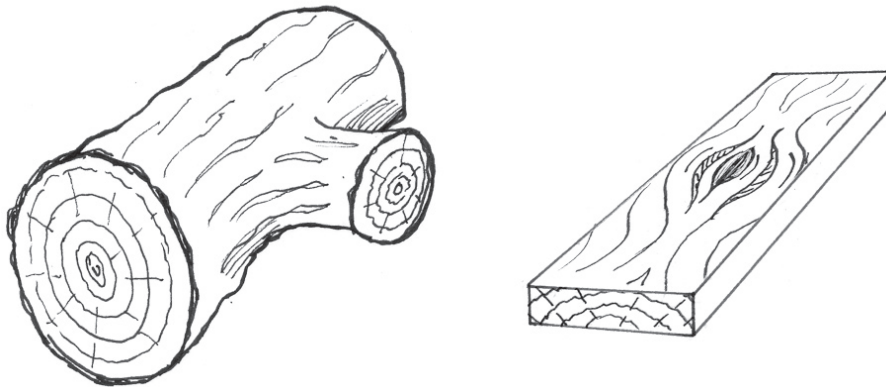
Where does timber come from?

Here are the parts of a tree.



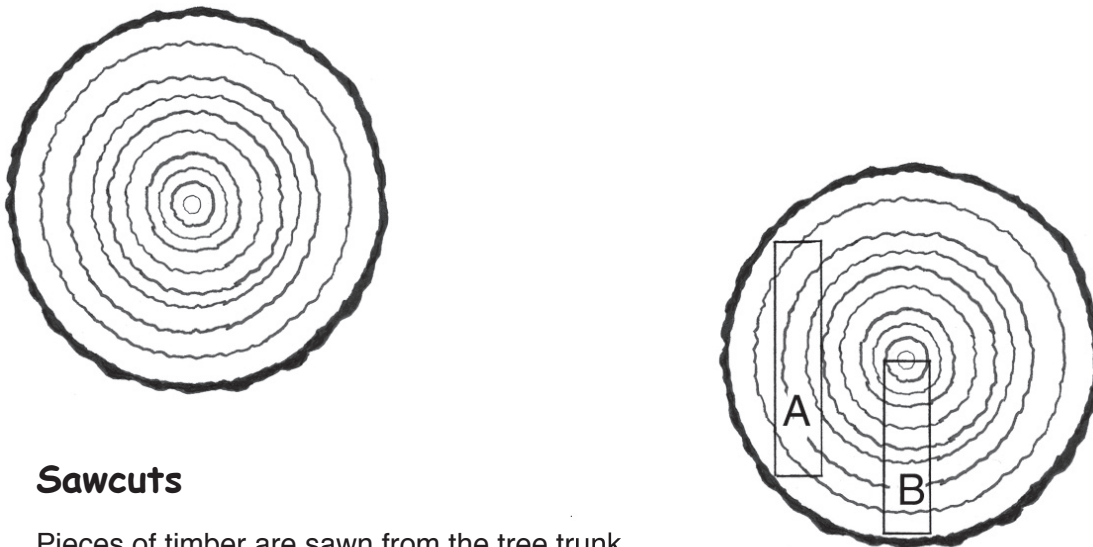
It is only the main part of the trunk that is used for sawn timber.

The round 'knots' you see in pieces of timber are the places where branches used to grow.



Every year that a tree grows it adds another layer of wood underneath the bark.

You can see these layers on a cut across the tree. They are called **growth rings**.



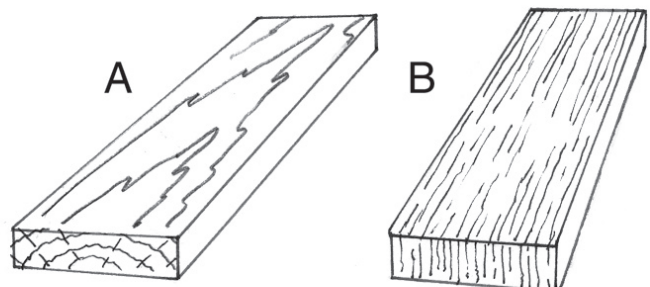
Sawcuts

Pieces of timber are sawn from the tree trunk.

They come from different places in the log with different parts of the growth rings

*A is called a **flat sawn** board*

*B is called a **quarter sawn** board*



See how the growth marks in the timber are different? These marks are called the '**grain**'.



Enlarged view of end-grain of A and B

Look at

Video: It shows some forests, trees and saw milling.

Activity

Work with your friends and other students if you wish.

Answer these questions:

How old is this tree?



What causes a knot in a piece of timber?


Where does the timber we use in our village come from?

- Near where we live
- Fiji
- Australia
- New Zealand
- somewhere else . . .

.....

The types of timber available

Write the name of the timber used in your village for:



Art or carving



Traditional house/shelter or boat



New/western style building

Activity

Talk with others about this activity.

Your tutor will give you three pieces of timber.

1

2

3

what type of wood is it? _____

what could you use it for? _____

where does it come from? _____

.....

Good and bad properties about different timber


heavy / light



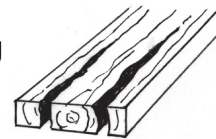
strong / weak



hard / soft and easy / difficult to work with



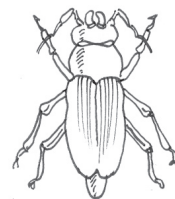
splitting and warping



wear and weathering



resist rot and insects



look and appearance



other

Costs

Some timber costs more than others. \$ \$ \$

Activity

Talk to others about this activity.

Your tutor will give you **five** samples of different timbers.

Look at and hold each of the examples.

for each one:

- name the type of wood it is
- say three good or bad properties it has.

	name	property 1	property 2	property 3
1	_____	_____	_____	_____
2	_____	_____	_____	_____
3	_____	_____	_____	_____
4	_____	_____	_____	_____
5	_____	_____	_____	_____

Choosing the right timber

Talk through each of these with friends and your tutor.

What good properties in timber do you need for:

carving?

building a boat?

framing for a house?

other local uses?

Sizes and finishes

Sawn timber is sold in lots of different sizes. These were for sale in Nauru and Kiribati.



Which of these sizes of timber can you buy locally?

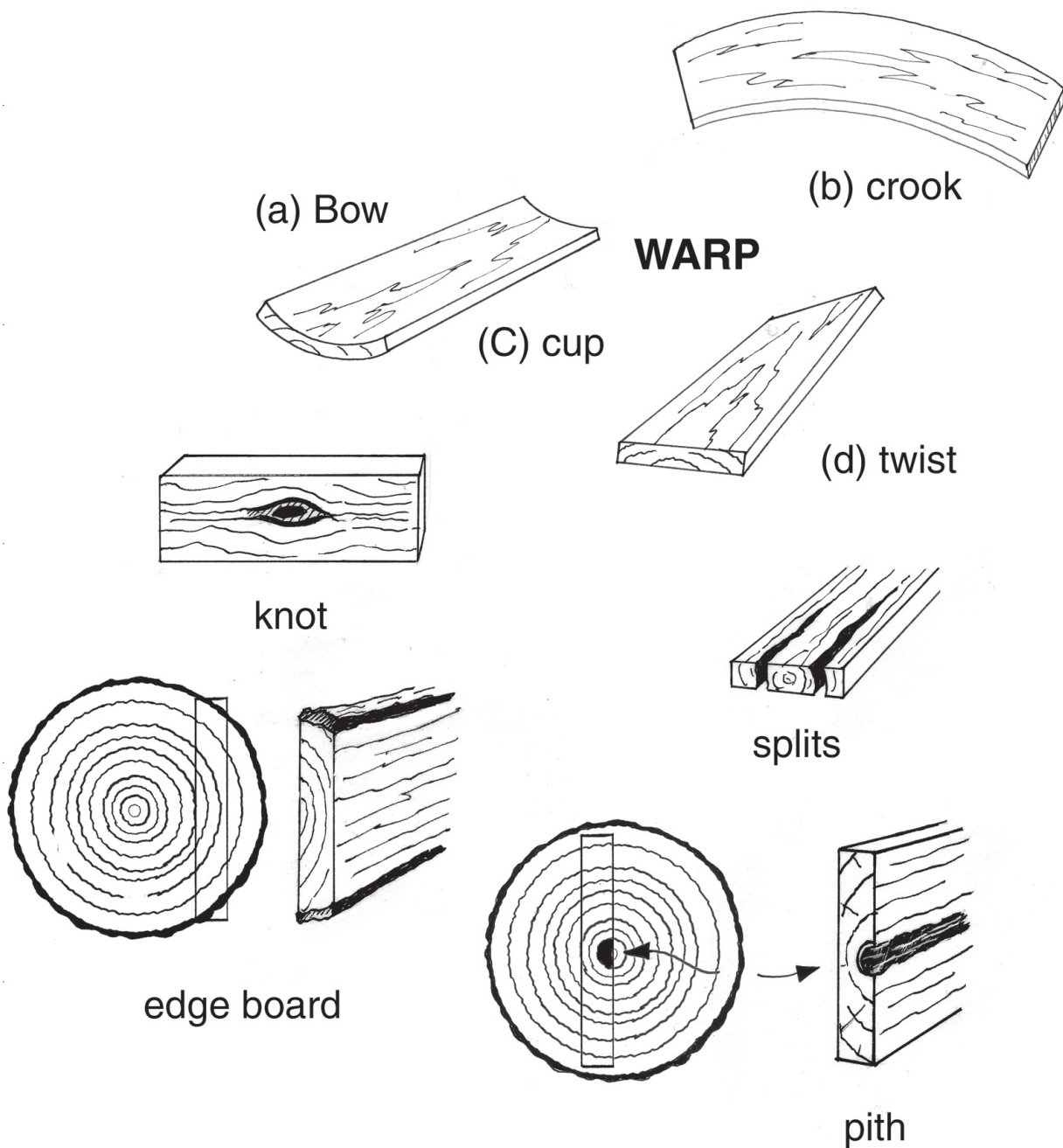
- 50 x 50mm
- 100 x 50mm
- 100 x 100mm
- 150 x 100mm

What is the difference between rough sawn and dressed timber?

Bad pieces of timber

When you buy your timber, watch out for these sort of faults:

They can all cause you problems — so don't buy them if you can help it !



look at

The samples of poor timber from your tutor.

Activity

Talk with others for this activity.

What types of timber would you choose for each of these jobs?

Say why you would choose it. Think about timber properties like costs, how it looks, hard/soft, heavy/light . . .

A set of three steps up to a house door

The boxing (framing) for laying a concrete slab

The framing for a wall inside a house

.....