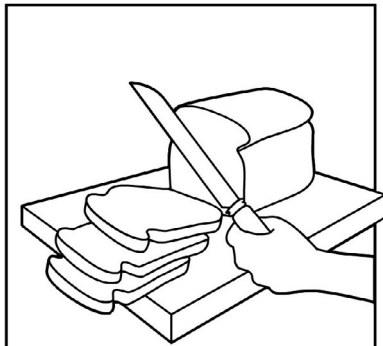


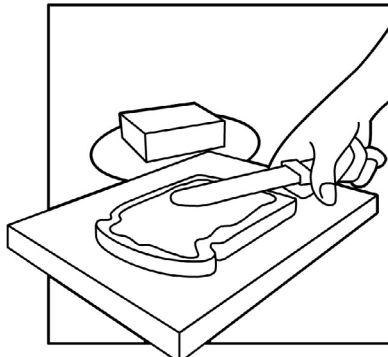
# Make a healthy sandwich

Name: \_\_\_\_\_


Read the instructions below explaining how to make a healthy cheese sandwich.



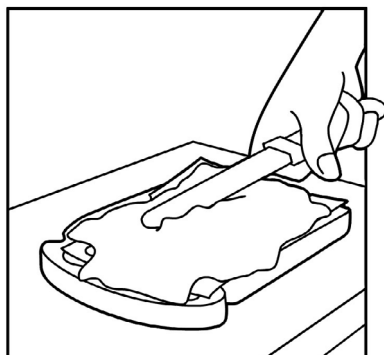
Use healthy bread such as wholewheat bread.




Spread butter on both slices of bread.



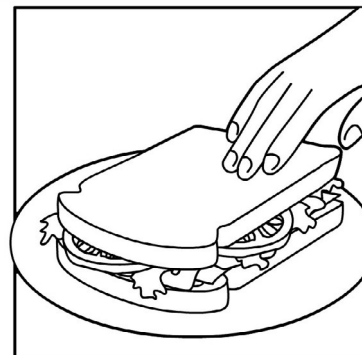
Add a slice of healthy cheese.



Add a healthy condiment of your choice.



Layer with lettuce and tomato.



Place your second slice of bread on top.

- B. Write your own instructions in your class workbook for making a healthy snack.  
 C. All simple sentences have a subject, a verb and sometimes an object in the sentence. Match a subject, a verb and an object below to make sentences. Write the sentences in your class workbook.

Subject	Verb	Object	Sentence
Dad	eat	butter	
I	likes	the cows	
They	use	wholewheat bread	
Mum	milks	cheese sandwiches	

- D. The subjects, verbs and objects below are muddled. Order the words into simple sentences. Use the correct punctuation.
- his butter puts cheese and dad bread on
  - day of glass drink we a each every milk
  - after farmers cows look their
  - likes he and apple tart cream

# Make a healthy sandwich: Answer sheet

B. Write your own instructions in your class workbook for making a healthy snack.  
Learner's own answers.

C. All simple sentences have a subject, a verb and sometimes an object in the sentence. Match a subject, a verb and an object below to make sentences. Write the sentences in your class workbook.

Note: Use discretion as there could be some variance.

Dad likes butter

I eat cheese sandwiches

Mum milks the cows

They use wholewheat bread

D. The subjects, verbs and objects below are muddled. Order the words into simple sentences. Use the correct punctuation.

1. Dad puts butter and cheese on his bread.
2. We each drink a glass of milk every day.
3. Farmers look after their cows.
4. He likes apple tart and cream.