

**Teacher instruction:**

My sky book. Let learners fold the page in half (vertically).  
They can either draw a picture or cut one from a magazine to complete each page.  
Finish the sentence for them.  
Let them take home their books to read to their caregivers.

# My lug boek

My naam is

---

dag

nag

Ek sien 'n

Ek sien 'n










---

---

**Teacher instruction:**

Discuss each scene on the cards.  
Ask learners to cut out each picture and sort them into day and night piles.  
Learners can combine their cards and play day and night Snap!  
*This is a visual discrimination exercise.*

# Dag en nag



**Teacher instruction:**

Ask learners to identify the different shapes in the picture.  
*This is a visual discrimination exercise.*

# Versteekte vorms

